



Portfolio Characteristics as of March 31, 2024

Illinois Trust

is a diversified, actively managed investment trust designed to address the short-term cash and investment needs of municipalities, school districts and other local governments.

Illinois Trust is directed by a Board of Trustees, which is made up of experienced local government finance directors, treasurers and elected officials.

Illinois Trust offers a range of services*** to assist Investors with their investment needs, including:

- The Illinois Portfolio which is rated AAAM by Standard & Poor's⁴
- The Illinois Term portfolio which is rated AAf by Fitch⁵
- Separately managed portfolios
- Specialized services for bond proceeds management
- Investment advice provided by PFM Asset Management LLC
- Custody services from US Bank
- Arbitrage rebate analysis and calculation

***PFMAM provides services separately from the Trust.

IIIT Class Statistics

As of March 31, 2024

Current 7-Day Net Yield¹	5.35%
Weighted Average Maturity²	42 days
Standard and Poor's Fund Rating	AAAM
Investment Adviser	PFM Asset Management LLC
Performance (30-Day Yield %)	

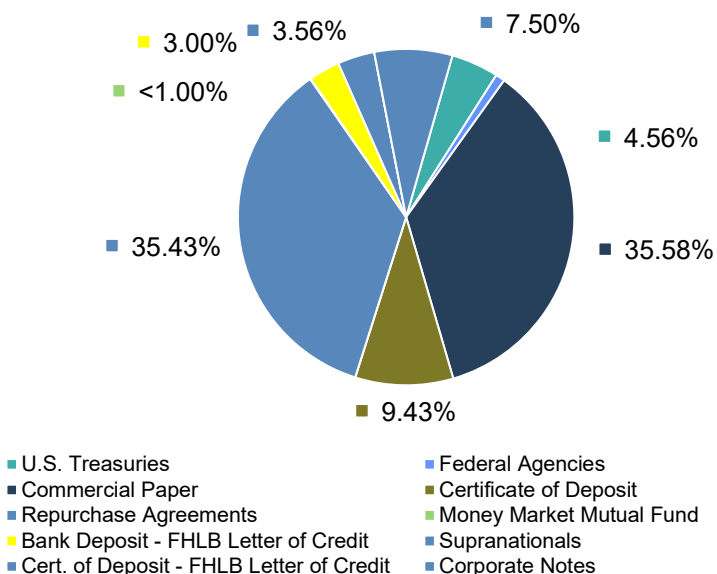
	30-Day Net Yield³	
Mar-24	5.35%	¹ The 7-Day yield is computed in accordance with methods prescribed by the SEC. The 7-Day SEC yield excludes distributed capital gains/losses. The current 7-day net yield more closely reflects the current earnings of the Fund than the average annual returns.
Feb-24	5.39%	² Weighted Average Maturity: Calculated by the final maturity for a security held in the portfolio and the interest rate reset date. This is a way to measure a fund's sensitivity to potential interest rate changes.
Jan-24	5.41%	³ As of the last day of the month. Average annualized 30-day yields are based on net investment income and distributed gains or losses for the period shown. The average annual returns are an SEC standardized calculation that represents the annual change in value of an investment over specified periods and assumes sales charges and reinvestment of dividends and capital gains. Past performance is no guarantee of future results. Yields will fluctuate as market conditions change. The current fund performance may be higher or lower than that cited.
Dec-23	5.45%	The yields shown may reflect fee waivers by service providers that subsidize and reduce the total operating expenses of the Fund. Fund yields would be lower if there were no such waivers. The current expense ratio is 0.15%.
Nov-23	5.46%	Average annual returns for historic periods and important disclosure information is provided on the following page.
Oct-23	5.45%	
Sep-23	5.43%	
Aug-23	5.41%	
Jul-23	5.19%	
Jun-23	5.12%	
May-23	5.07%	
Apr-23	4.87%	

⁴Standard & Poor's fund ratings are based on analysis of credit quality, market price exposure, and management. According to Standard & Poor's rating criteria, the AAAM rating signifies excellent safety of investment principal and a superior capacity to maintain a \$1.00 per share net asset value. However, it should be understood that the rating is not a "market" rating nor a recommendation to buy, hold or sell the securities. For a full description on rating methodology, visit Standard & Poor's website (http://www.standardandpoors.com/en_US/web/guest/home).

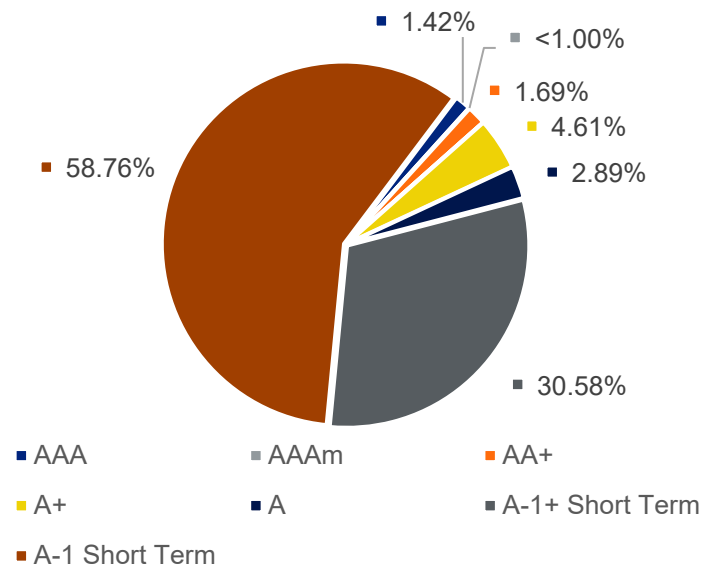
⁵The AAf rating reflects Fitch Ratings ("Fitch") review of the Term program's investment and credit guidelines, the portfolio's credit quality and diversification, as well as the capabilities of PFM Asset Management LLC as investment adviser. It indicates the highest underlying credit quality (or lowest vulnerability to default). However, it should be understood that this rating is not a "market" rating nor a recommendation to buy, hold or sell the securities. For a full description on rating methodology visit www.fitchratings.com.

Fund Diversification

Sector Composition**



Credit Quality Distribution (Standard & Poor's Fund Ratings)



*In accordance with Illinois Public Funds Investment Act, sector percentages are applicable only at the date of purchase.
 **Percentages may not total to 100% due to rounding.

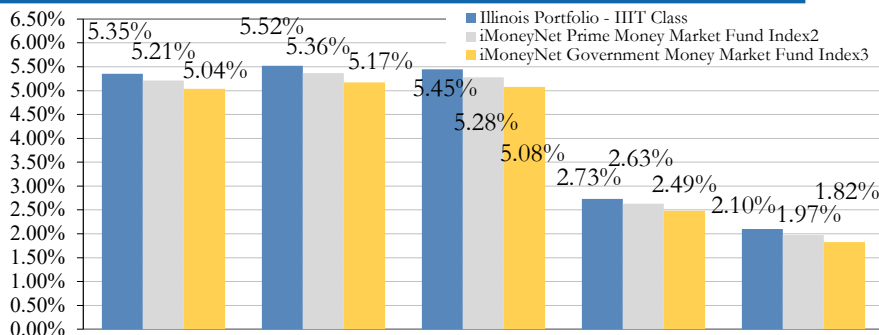
Illinois Portfolio - IIIT Class Fact Sheet



Portfolio Characteristics as of March 31, 2024

Average Annual Return¹

As of March 31, 2024



	Month	3-Month	1-Year	3-Year	5-Year
Illinois Portfolio – IIIT Class	5.35%	5.52%	5.45%	2.73%	2.10%
iMoneyNet Prime Money Market Fund Index ²	5.21%	5.36%	5.28%	2.63%	1.97%
iMoneyNet Government Money Market Fund Index ³	5.04%	5.17%	5.08%	2.49%	1.82%

Must be preceded or accompanied by an Information Statement. For a current Information Statement, which contains more complete information, please visit www.iiit.us or call 800-731-6870. Before investing, consider the investment objectives, risks, charges and expenses of the fund carefully. This and other information can be found in the Trust's Information Statement. Read the Information Statement carefully before you invest or send money.

¹Source: Returns calculated using the 30-day net yield as of the last day of the month. The current 7-day net yield more closely reflects the current earnings of the Class than the trailing returns. Returns for less than a full calendar year are annualized.

²Source: iMoneyNetPrime Institutional Money Market Fund Index Average; benchmark yields are as of the last business day of each month. This index is comprised of funds rated in the top grade that invest in high-quality financial instruments with dollar-weighted average maturities of less than 60 days. It is not possible to invest directly in such an index.

³Source: iMoneyNetGovernmentInstitutional Money Market Fund Index Average; benchmark yields are as of the last business day of each month. This index is comprised of funds rated in the top grade that invest in high-quality financial instruments with dollar-weighted average maturities of less than 60 days. It is not possible to invest directly in such an index.

This information is for institutional investor use only, not for further distribution to retail investors, and does not represent an offer to sell or a solicitation of an offer to buy or sell any fund or other security. Investors should consider the Trust's investment objectives, risks, charges and expenses before investing in the Trust. This and other information about the Trust is available in the Trust's current Information Statement, which should be read carefully before investing. A copy of the Trust's Information Statement may be obtained by calling 1-800-731-6870 for the IIIT Class and 1-800-731-6830 for the IPDLAF+ Class and is also available on the Trust's websites at www.iiit.us and www.ipdlaf.org. While both the IIIT and IPDLAF+ Classes of the Illinois Portfolio seek to maintain a stable net asset value of \$1.00 per share and the Illinois TERM series seek to achieve a net asset value of \$1.00 per share at its stated maturity, it is possible to lose money investing in the Trust. An investment in the Trust is not insured or guaranteed by the Federal Deposit Insurance Corporation or any other government agency. Shares of the Trust are distributed by PFM Fund Distributors, Inc., member Financial Industry Regulatory Authority (FINRA) (www.finra.org) and Securities Investor Protection. PFM Fund Distributors, Inc. is an affiliate of PFM Asset Management LLC.

Investment Objective

Preserve principal, provide liquidity, provide as high a level of current income as is consistent with preserving principal and maintaining liquidity.

Investment Philosophy

The Trust's adviser seeks to optimize investment returns through careful analysis of and investment in short-term governmental securities and other high-quality money market instruments while preserving the safety and liquidity of the underlying principal.

Service Providers

Investment Adviser and Administrator

PFM Asset Management LLC
209 LaSalle Street
Chicago, IL 60603

Distributor

PFM Fund Distributors, Inc.
213 Market Street
Harrisburg, PA 17101

Custodian

U.S. Bank, N.A.
800 Nicollet Mall
Minneapolis, MN 55402

Independent Auditor

Ernst & Young LLP
2005 Market Street
Suite 700
Philadelphia, PA 19103

Legal Counsel

Schiff Hardin LLP
6600 Willis Tower
Chicago, IL 60606

For more information, visit www.iiit.us or contact the Trust's Investment Adviser at 800.731.6870